

The **Independence Steplift** is an elegant access solution, raising the user up to one metre.

The aluminium and stainless steel construction provides both strength and modern aesthetics, and is easily the most attractive on the market. The ability to tailor the lift to individual requirements and its ease of use, make the Independence Steplift a welcome addition to any home.



standard features

- > Suitable for internal or external use
- > Silent and smooth operation
- > Ergonomically designed
- > Minimal builders work
- > Weatherproof surround
- > Battery operated hydraulic power with mains back-up
- > Curved handrails with conveniently located operating controls
- > Key operated call stations
- > Folding ramp with gentle gradient
- > Simple and easy 1 day installation
- > Low maintenance
- > Can be relocated





safety features

- > Full platform safety edge as standard
- > Fully enclosed scissor system
- > Bellows type mechanism guard
- > Mechanically and electrically interlocked gates
- > Auto reverse safety system on ramp
- > Locking system to secure ramp in UP position
- > Slip resistant flooring
- > Battery power will work in the event of power failure
- > Designed to BS 6440 and CE approved

optional features

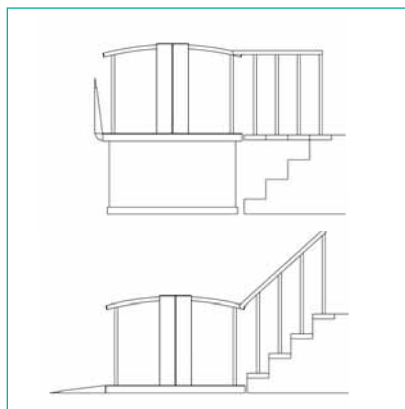
- > Choose from the **Extended Width** platform or our **NEW 1100 mm** platform width
- > Adjacent entry configuration is available on all platform sizes, allowing access for the side
- > Choose from a variety of interlocking gates, including aluminium, glass or stainless steel
- > Automatic gate open and close
- > Platform with gate and no ramp for smaller spaces
- > Personalize the lift with optional RAL colours and glass or Perspex side panels
- > Recessed call stations with brass or stainless steel face plates
- > Vandal guards on call stations
- > Remote control and customized control options
- > On request the Steplift can be customized to suit individual needs

additional option:

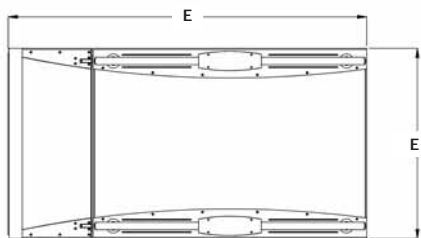
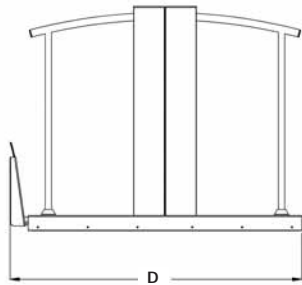
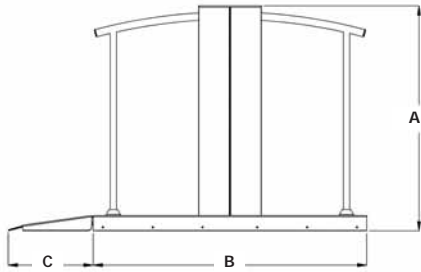
the bridging steps model

The Steplift with Bridging Steps is suitable for both wheelchair and ambulant users.

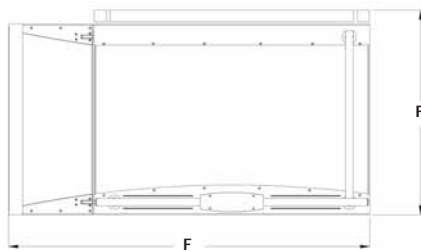
- > Travel up to 750 mm
- > Available with 1, 2, 3 or 4 bridging steps
- > Can be designed / customized to suit specific needs including personalising the handrails



From left to right: *The bridging step configuration; Steplift installed outside a home; Stainless steel with glass panel gate, one of the options available to customise the lift*



Adjacent Entry configuration



TECHNICAL	
Location	internal or external
Travel	up to 1m
Maximum capacity	250kg
Speed	0.15m per second
Power	Battery operated hydraulic powerpack with 240v mains backup

DIMENSIONS	Standard	Extended Width	NEW 1100
Height (A)	1000mm	1000mm	1000mm
Closed height of platform	75mm	75mm	75mm
Platform width	975mm	1035mm	1365mm
Platform length (B)	1400mm	1400mm	1400mm
Ramp length (C)	435mm	435mm	435mm
Total length	1835mm	1835mm	1835mm
Lift size - ramp raised (D)	975 x 1500mm	1035 x 1500mm	1365 x 1500mm
Overall footprint (E)	975 x 1900mm	1035 x 1900mm	1365 x 1900mm
Usable platform area	740 x 1400mm	800 x 1400mm	1100 x 1400mm

ADJACENT ENTRY			
Overall footprint (F)	1050 x 1835mm	1110 x 1835mm	1440 x 1835mm
Usable platform area	800 x 1400mm	860 x 1400mm	1100 x 1400mm

INSTALLATION	
Pump box dimensions	270mm deep x 400mm wide x 400mm high
Pump box location	3m standard from lift, max 6m

PLEASE NOTE: All dimensions are approximate and should be used as guidance only. Site specific specifications can be provided as your enquiry progresses.